

MEBS6006 Environmental Services I

<http://www.hku.hk/bse/MEBS6006>



Heat Rejection using Cooling Towers

Dr. Benjamin P.L. Ho (bepkho@yahoo.com.hk)

Part-time Lecturer

Department of Mechanical Engineering

The University of Hong Kong



October 2009

Definition of terms related Cooling Tower



Range: Difference between entering and leaving water temperature

Approach: Difference between leaving water temperature and entering air wet bulb temperature

Drift: Entrained water droplets carried off by the cooling tower

Bleed off (blowdown) : The removal of water from a cooling tower system to maintain the concentration of total dissolved solids and suspended

Plume: Hot moist air discharged from the cooling tower forming a dense fog

Definition of terms related Cooling Tower



Biocide : A physical or chemical agent that kills bacteria and other microorganisms.

Biodispersant : A chemical compound added to the water inside cooling tower system, to penetrate and break down any biofilm that may be present on the wetted surfaces of the cooling tower system.

Biofilm : A surface layer of microorganisms usually combined with particulate matter, scale and products of corrosion solids in an acceptable level.



Theory of Cooling Tower

- v = Volume of the fill
- a = Surface area of fill per unit volume
- \dot{m}_w = Mass flow rate of water
- \dot{m}_a = Mass flow rate of air
- t = Temperature of water drop
- t' = Intermediate temperature of interfacial film of saturated air
- h' = Enthalpy of interfacial film of saturated air
- g' = Moisture content of interfacial film of saturated air
- t_a = Air temperature outside the interfacial film
- h_a = Enthalpy outside the interfacial film
- g_a = Moisture content outside the interfacial film
- K_s = Sensible heat transfer coefficient between the interfacial film and the air stream
- K_m = Convective mass transfer coefficient between the interfacial film and the air stream



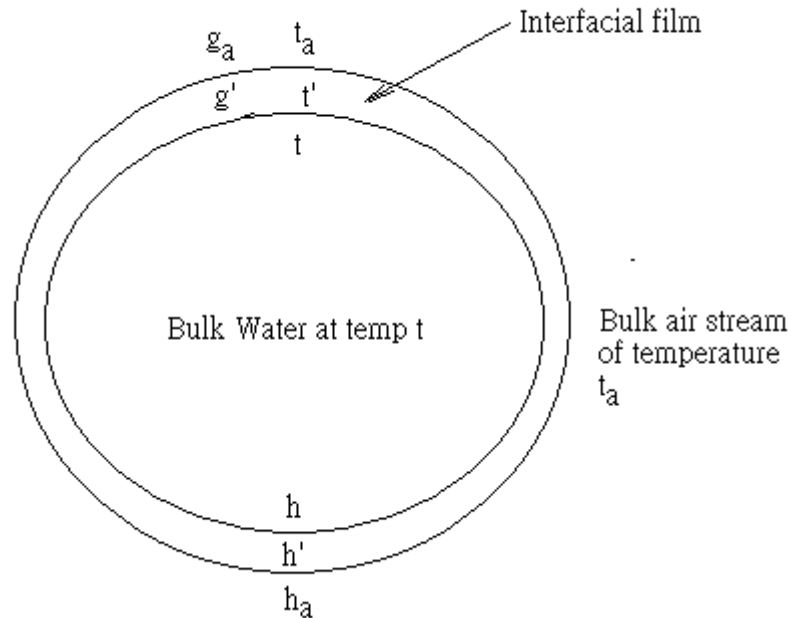
Theory of Cooling Tower

Note

$$t > t' > t_a$$

$$g' > g_a$$

$$h > h' > h_a$$





Theory of Cooling Tower

Consider a cooling tower with the following characteristics: -

The sensible heat transfer from the interfacial film to the bulk air stream is given by:

$$dQ_s = K_s adV (t' - t_a) \text{-----(1)}$$

And

The convective mass transfer of water vapour from saturated air film to the air stream:

$$dm = K_m adV (g' - g_a) \text{-----(2)}$$



Theory of Cooling Tower

Assuming latent heat of vaporization h_{fg} is a constant during this heat and mass transfer process,

the latent heat transfer from the vaporization of water at the interface is given by :-

$$dQ_e = h_{fg} dm = h_{fg} K_m adV (g' - g_a) \text{-----(3)}$$

The total heat transfer from water to the interfacial film may be expressed by: -

$$dQ_w = dQ_s + dQ_e = \dot{m}_w c_{pw} dt_w = [K_s (t' - t_a) + h_{fg} K_m (g' - g_a)] adV \text{-----(4)}$$

where c_{pw} = specific heat of water (=a constant with value 4.2kJ/kg.K)



Theory of Cooling Tower

It should be noted that convective mass transfer coefficient

$$K_m \approx \frac{K_s}{c_{pa}} \text{-----(5)}$$

where c_{pa} = specific heat of air c_{pa}

By putting (5) into (4),

$$\begin{aligned} \dot{m}c_{pw}dt &= [c_{pa}(t'-t_a) + h_{fg}K_m(g'-g_a)]K_m adV \\ &= [(c_{pa}t' + h_{fg}g') - (c_{pa}t_a + h_{fg}g_a)]K_m adV \text{----(6)} \end{aligned}$$



Theory of Cooling Tower

Since $c_{pa} = c_{pd} + g \cdot c_{ps}$

Where c_{pd} and c_{ps} are specific heat of dry air and water vapour and g is moisture content.

The enthalpy of the saturated air film h' can be calculated as

$$h' = c_{pa}t' + h_{fg}g \quad \text{-----} \quad (7)$$

The enthalpy of air stream h_a is: -

$$h_a = c_{pa}t_a + h_{fg}g_a \quad \text{-----} \quad (8)$$

Putting (7) and (8) into equation (6), we get

$$\dot{m}c_{pw}dt = (h' - h_a)K_m adV \quad \text{-----} \quad (9)$$



Theory of Cooling Tower

Integrating from water leaving t_{w1} to water entering temperature t_{w2} gives: -

$$\int_{t_{w1}}^{t_{w2}} \frac{dt}{(h' - h_a)} = \int_0^V \frac{K_m a dV}{\dot{m}_w c_{pw}} \text{-----(10)}$$

Let the overall heat transfer coefficient $K_a = \frac{K_m}{c_{pw}}$, then

$$\int_{t_{w1}}^{t_{w2}} \frac{dt}{(h' - h_a)} = \frac{K_a V}{\dot{m}_w} \text{-----(11)}$$

By using numerical integration, the tower coefficient is:

$$\frac{K_a V}{\dot{m}_w} = \frac{(t_{w2} - t_{w1})}{(h' - h_a)}$$

$\frac{K_a V}{\dot{m}_w}$ is also known as number of transfer units NTU of a cooling tower

or tower coefficient.



Theory of Cooling Tower

Tower Coefficient is a function of the water-air ratio (i.e. \dot{m}_w / \dot{m}_a)(experimental results).

The construction of the fill and is directly proportional to the height of the fill H.

The correlation may be expressed as the following equation: -

$$\frac{KaV}{\dot{m}_w} = C + H\dot{m}_w^n + \dot{m}_a^m$$

where $-0.65 < n < -0.55$, usually -0.6

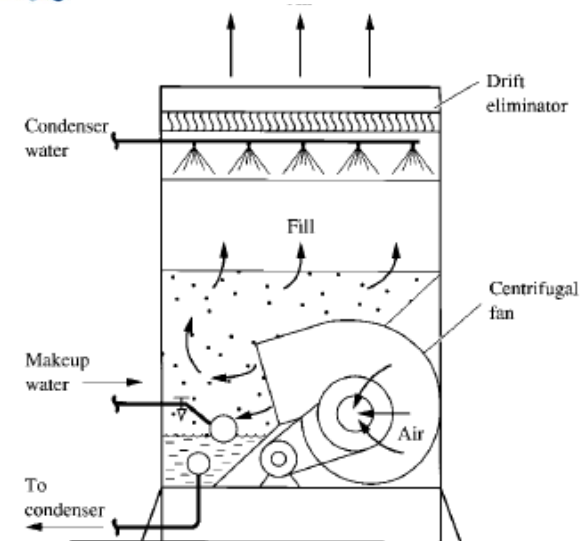
m is positive value with absolute value slightly greater than n.

Types of cooling tower


Counter flow forced draft



- Fan is situated at air intake (i.e. upstream of fill).
- At the bottom of the tower and blow through method is used.
- Discharged air from this type of cooling tower has a smaller velocity



Types of cooling tower



Counter flow forced draft

Advantages:


- Fans close to ground → minimum vibration
- More efficient than induced draught - velocity pressure converted to static pressure does useful work, while the fan handles inlet cold air → weight of air per unit greater than induced draught arrangement.
- Fans and motors are situated in a comparatively dry air stream and are more easily accessible for maintenance.

Disadvantages:

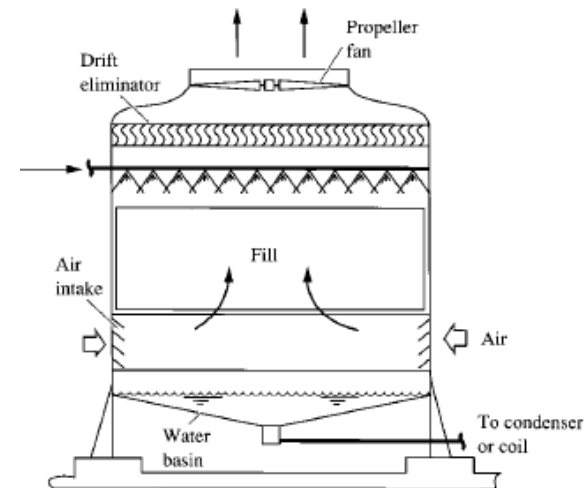
- Limited fan size → needed a larger number of smaller fans of higher speed compared with induced draught arrangement → more noise
- Low outlet air velocities → Prone to recirculation of used air into the accessible low pressure fan inlet → reduction in performance → Ducted the air away at high velocity → greater resistance and increased fan power

Types of cooling tower


Counter flow induced draught cooling tower



- Fan is located at the air outlet (on the top of cooling tower.)
- Air enters at the bottom and is discharged to the top.
- Water falls downward over the fill and drops to water

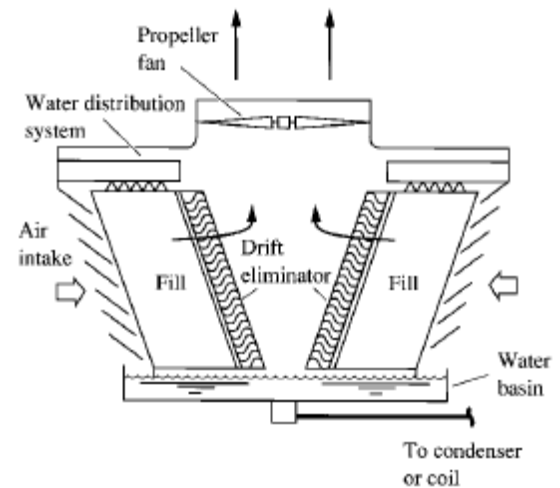


Types of cooling tower




Cross flow induced cross draught cooling tower

- Fan is at the top of the cooling tower.
- Air enters at the side and moves **horizontally** through fill.
- It then move upwards and discharge at the top.
- Water spray falls across the fill and forms a cross flow arrangement with the air stream.
- Allows a greater air intake area
- Tower is lower than the counter flow one.



Types of cooling tower

Induced flow draught or cross flow cooling tower

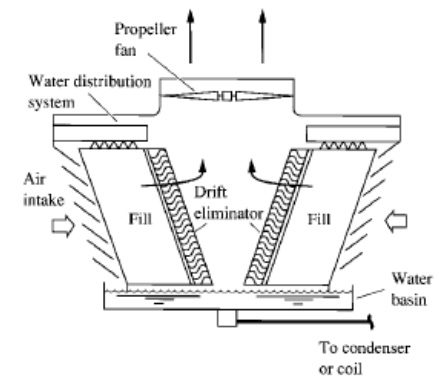
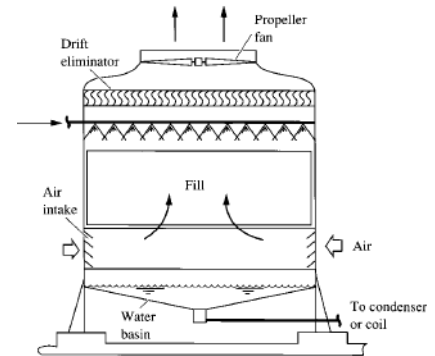


Advantages:


- Large fans possible (hence low speed and low noise).
- Recirculation of air unlikely due to higher outlet velocity.
- More compact plan area than forced draught due to absence of fans on side.

Disadvantages:

- More prone to vibration since fan is mounted on superstructure.
- Mechanical parts less readily accessible for maintenance.
- Mechanical parts located in a hot, humid air stream.
- High inlet velocities can draw in rubbish; air filters can be fitted.



Advantages of using Evaporative Cooling



- Electricity consumption

Evaporative cooling is about 10% less than air-cooled method.

- Capital cost

Evaporative water cooling system is about 15% lower than air-cooled system

- Operating life

Air-cooled packaged chiller condensers is around 10 to 15 years


Fresh water cooling towers is around 15 to 20 years.

- Fewer power consumption

Fewer emissions of greenhouse gas and pollutants from power stations

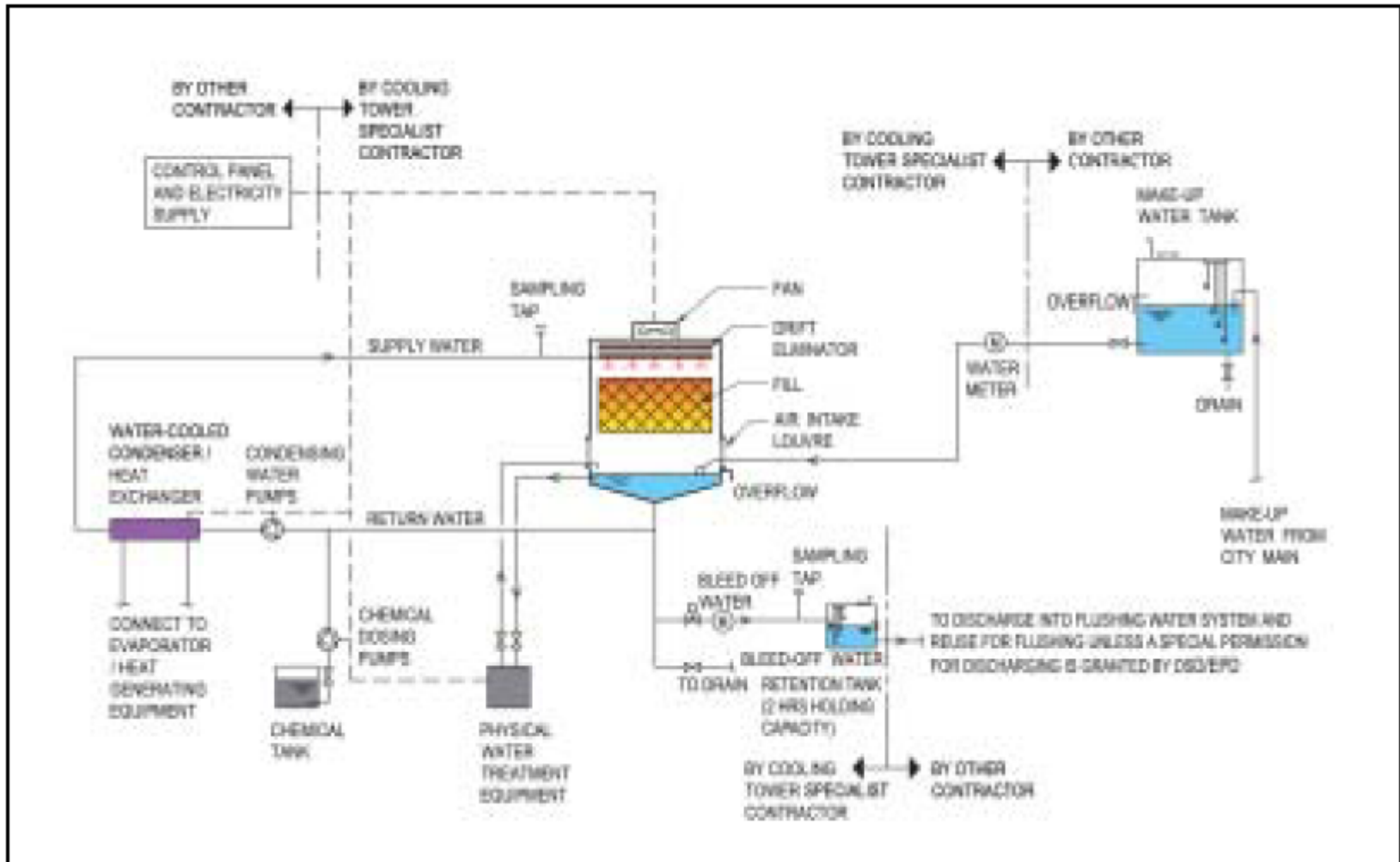

(SO₂ , NO_x, CO₂ and particulate) to help improving air quality.

Disadvantages of using evaporative cooling




- Bleed-off of cooling tower
Evaporative cooling method → environmental impact from bleed off
- Negative impact on sewage treatment works
Depending on the effluent quality and water treatment method.
- Cost of water consumption and water treatment method
The saving on total cost may not be significant
- Spread of Legionnaires disease.
Precautionary measures needed
- Air intakes of ventilation and air conditioning system
Away from them due to water mist and noise's emission

Schematic Diagram for a Typical Water-cooled Air Conditioning System



Consideration of using Cooling Towers


Sitting of cooling towers and their discharge



When locating cooling towers, the following factors shall be note :

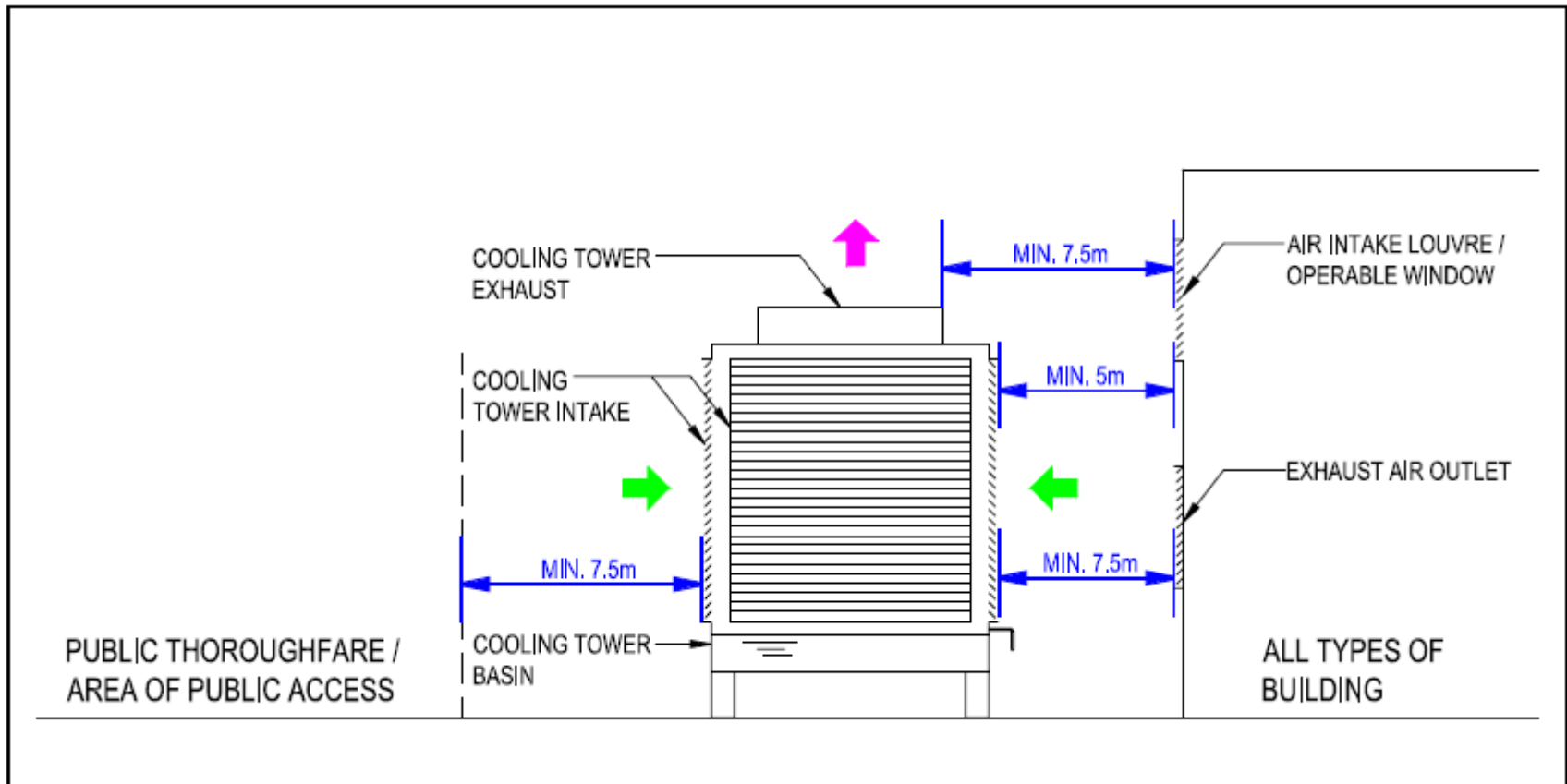
- (a) the height of adjacent structures;
- (b) direction of prevailing winds;
- (c) location of building air inlets, operable windows and public access areas;
- (d) proximity of other thermal and contaminated discharges.

Consideration of using Cooling Towers




Minimum horizontal separation

Minimum separation requirement for cooling towers installed on building roof




Consideration of using Cooling Towers




Drift Eliminator

- Drift eliminator removes entrained water from the discharged air
- Allowing air to have sudden changes in direction.
- The resulting centrifugal force separates the water droplets from the air
- The water droplets attach to the eliminator surface and allows them to return to the cooling tower basin.
- Drift emission of the drift eliminator not exceed 0.005% of the maximum design water circulation rate through the cooling tower.
- Drift emission test under design maximum air flow and maximum water flow conditions



Drift eliminator not extended across whole air stream

Consideration of using Cooling Towers



Water treatment


Purpose

- To prevent scale formation and corrosion in the system,
- To control the growth of microbial organisms in cooling water,
- To maximize the system efficiency,
- To save energy,
- To prolong the equipment life,
- To reduce the system downtime and
- To protect the public health.

Method

- Auto-dosing equipment and auto-bleed off device

Consideration of using Cooling Towers



Chemical dosing & Water sampling points


Chemical dosing

- Chemicals added to turbulent zones of the cooling tower system to achieve rapid mixing and well distribution of chemicals.
- Dosing points should be away from the sampling point
- Dosing of chemicals occur immediately after the cooled condenser water leaves the cooling tower.

Water sampling points

- Not near the downstream of chemical dosing point
- Not at the point where the bleed-off is discharged and make-up water is introduced.
- On the return line between the chillers and the cooling tower


Consideration of using Cooling Towers



Indicative cooling water quality table for fresh water type cooling tower

Parameters	Cooling Water Quality Criteria
Heterotrophic colony count	Less than 100,000 cfu/mL
Legionella bacteria count	Less than 10 cfu/mL
Conductivity	Less than 1500 μ S/cm
Total dissolved solids	Less than 1500 ppm
Suspended solids	Less than 180 ppm
Calcium hardness	Less than 500 ppm
pH	8 – 10
Total alkalinity	80 – 500 ppm
Oxidising biocide	Follow manufacturers' specifications
Inhibitor level	Follow manufacturers' specifications
Temperature	Optimal temperature for the system design and current operating conditions
Chloride as mg/L Cl	Less than 200 mg/L
Sulphate as mg/L SO ₄	Less than 200 mg/L
Total iron as mg/L Fe	Less than 1.0 mg/L
Residual Cl	Less than 0.3 ppm
BOD ₅ COD Metal ions	Refer to EPD's Technical Memorandum on Standards for Effluent Discharged into Drainage and Sewerage Systems, Inland and Coastal Waters

Consideration of using Cooling Towers



Dead legs and stagnant water

- Dead leg : any pipe that branches off from the main pipe and has a length longer than the diameter of the main pipe.
- It is a favourable place for the growth of bacteria.
- It contains stagnant water and biocides added to the system could not reach to the dead leg to control the bacterial growth.
- It shall either be removed or added with purge valves for regular draining to minimise the risk of stagnant water.




A long dead leg branches off from the main pipe



A long dead leg extends from the main pipe

Consideration of using Cooling Towers


Legionnaires Disease



- It is a form of pneumonia and the bacterium (*Legionella pneumophila*);
- Temperature between 20 and 37°C , multiplication increases and is the greatest at 37°C.
- The bacteria was killed instantaneously at 70°C. Typically, the cooling water is at 27–32°C.
- Steps must be taken to prevent contaminant spray
- Drift eliminator to reduce the emission of water droplets from the outlet of a tower.
- Refer to government publication (**please read the document!**)

‘Code of Practice for the Prevention of Legionnaires’ Disease’


Consideration of using Cooling Towers



Legionnaires Disease


Legionella count (cfu/mL)	Indication	Required control strategy
Not detected (<10 cfu/mL)	System under control	(1) (a) Maintain quarterly monitoring. (b) Maintain water treatment programme.
Detected as ≥ 10 and <1,000 cfu/mL	Review programme	(2) (a) Investigate problem (b) Review water treatment programme (c) Take necessary remedial action including immediate on-line disinfection as described in section 3.3 and undertake control strategy (3)
		(3) Collect and test a water sample within 3 to 7 days after on-line disinfection (a) If not detected, collect and test another water sample. If 2 consecutive samples have no Legionella detected, repeat control strategy (1) (b) If detected at ≥ 10 and <100 cfu/mL repeat control strategy (2) (c) If detected at ≥ 100 and <1000 cfu/mL investigate problem and review water treatment programme, immediately carry out cleaning and disinfection again as described in section 3.4 and repeat control strategy (3) (d) If detected at $\geq 1,000$ cfu/mL, immediately carry out cleaning and disinfection as described in section 3.4 and undertake control strategy (5)
Detected as $\geq 1,000$ cfu/mL	Implement corrective action	(4) (a) Investigate problem (b) Review water treatment programme (c) Take necessary remedial action including immediate emergency decontamination as described in section 3.6 and undertake control strategy (5)

Consideration of using Cooling Towers



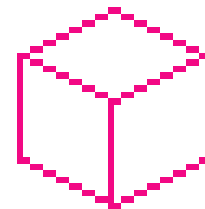
Legionnaires Disease

Legionella count (cfu/mL)	Indication	Required control strategy
		<p>(b) Collect and test a water sample within 3 days after emergency decontamination</p> <p>(a) If not detected, collect and test another water sample. If 2 consecutive samples have no Legionella detected, repeat control strategy (1)</p> <p>(b) If detected at ≥ 10 and < 100 cfu/mL, repeat control strategy (2)</p> <p>(c) If detected at ≥ 100 and $< 1,000$ cfu/mL investigate problem and review water treatment programme, immediately carry out cleaning and disinfection again as described in section 3.4 and repeat control strategy (5)</p> <p>(d) If detected at $\geq 1,000$ cfu/mL investigate problem and review water treatment programme, immediately carry out system emergency decontamination as described in section 3.6 and repeat control strategy (5)</p>



Consideration of using Cooling Towers

- Scheme for Wider Use of Fresh Water in Cooling Towers for Air Conditioning Systems
 - Pilot scheme launched in 2000, and converted to a standing scheme in 2008
 - Designated areas allow the use of cooling towers for heat rejection in chiller plants
 - Promote energy efficient water-cooled chillers
 - Guidelines can be obtained from EMSD website



Q & A