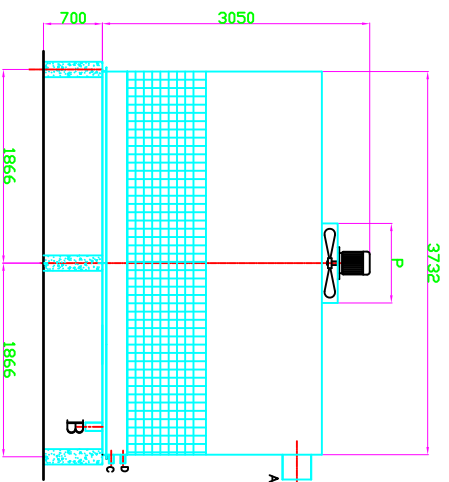
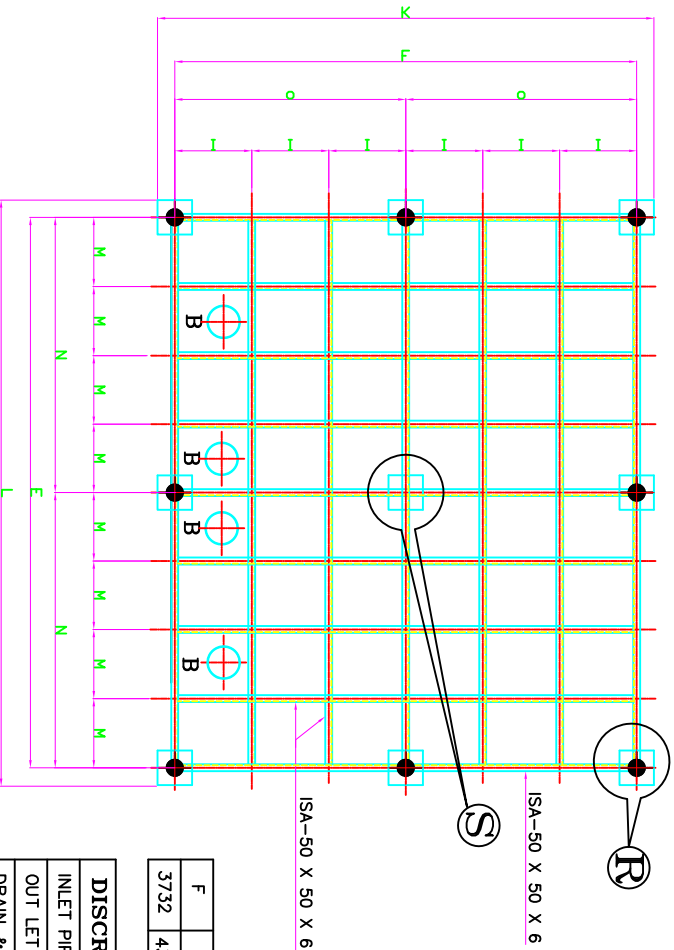


ELEVATION



SIDE VIEW

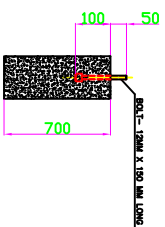
ELEVATION OF PILLER WITHOUT BOLT OF MKD-"S"
(QTY- 1 No.)



BASE FRAME

F	E	K	L	M	N	O	I	P
3732	4344	3982	4594	543	2172	1866	622	1500

ELEVATION OF PILLER WITH BOLT IN THE CENTER OF MKD-"R"
(QTY- 8 Nos.)



ELEVATION OF PILLER WITH BOLT OF MKD-"S"
(QTY- 1 No.)

NOTES:-

1. ALL DIMENSIONS ARE IN MILLIMETERS UNLESS OTHERWISE STATED.
2. COOLING TOWER WILL BE ASSEMBLED ON ISA FRAME FIXED ON RCC PILLAR THE FRAME IS UNDER PURCHASERS SCOPE.
3. MAKEUP AND QUICKFILL CONNECTION TO BE PROVIDED WITH THREAD CONNECTIONS AS PER IS-544-1955.
4. INLET & OUTLET CONNECTION TO BE PROVIDED WITHOUT FLANGE.
5. RCC BASIN AND RCC PILLERS 250X250X700 HEIGHT AND Ø12 X 150 LONG BOLTS ARE UNDER PURCHASER SCOPE.
6. 10 MM HOLE AT THE DISTANCE OF 5" ON THE PERIPHERAL OF ISA OF THE BASE FRAME SHALL BE PROVIDED BY PURCHASER.
7. LOCATION OF OUTLET CONNECTION ACCORDING TO SITE REQUIREMENT.
8. Ø12X150 LONG BOLTS SHALL BE GROUTED IN THE CENTRE OF OUTER COLUMNS AS SHOWN IN THE DRAWING.
9. ALL ISA (ANGLES) ON PERIPHERAL WILL FACE OUTSIDE ie "I".

DELTA COOLING TOWERS P. LTD.

SITE:-

G.A OF DRG. OF COOLING TOWER MODEL NO.6325 SERIES- DFC 60

DISCRPTION	MARK	SIZES
INLET PIPE CONNECTION	A	150 X 4 NOS
OUT LET PIPE CONNECTION	B	150 X 4 NOS.
DRAIN & OVERFLOW CONNECTION	C	50 EACH
MAKE UP AND QUICKFILL CONNECTION	D	40 EACH
LENGTH OF COOLING TOWER	E	4344
WIDTH OF COOLING TOWER	F	3732
FAN DIA AND NOS.	P	Ø1500 X 2 Nos.

DES.	DRN	CHKD	APPD	SCALE NOT TO SCALE	JOB NO.	REV-0
	14/07/14	15-5-12				