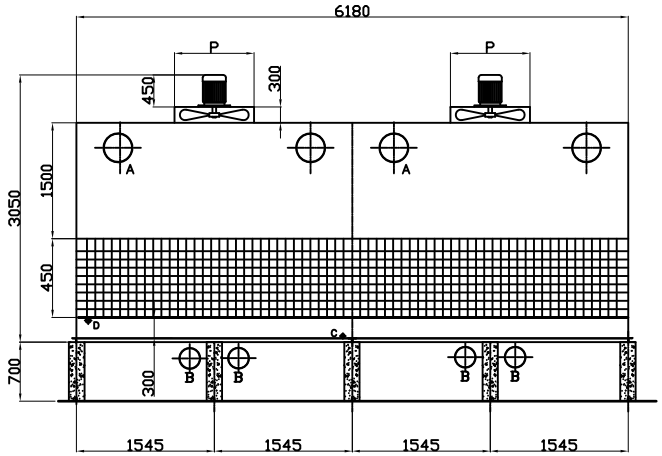

ELEVATION

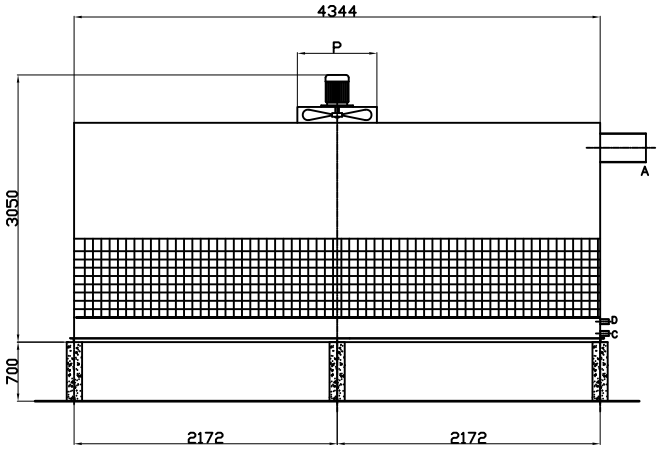

SIDE VIEW

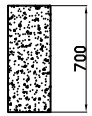

ELEVATION OF PILLER
(QTY- 03 Nos.)
WITHOUT BOLT OF MKD-"S"

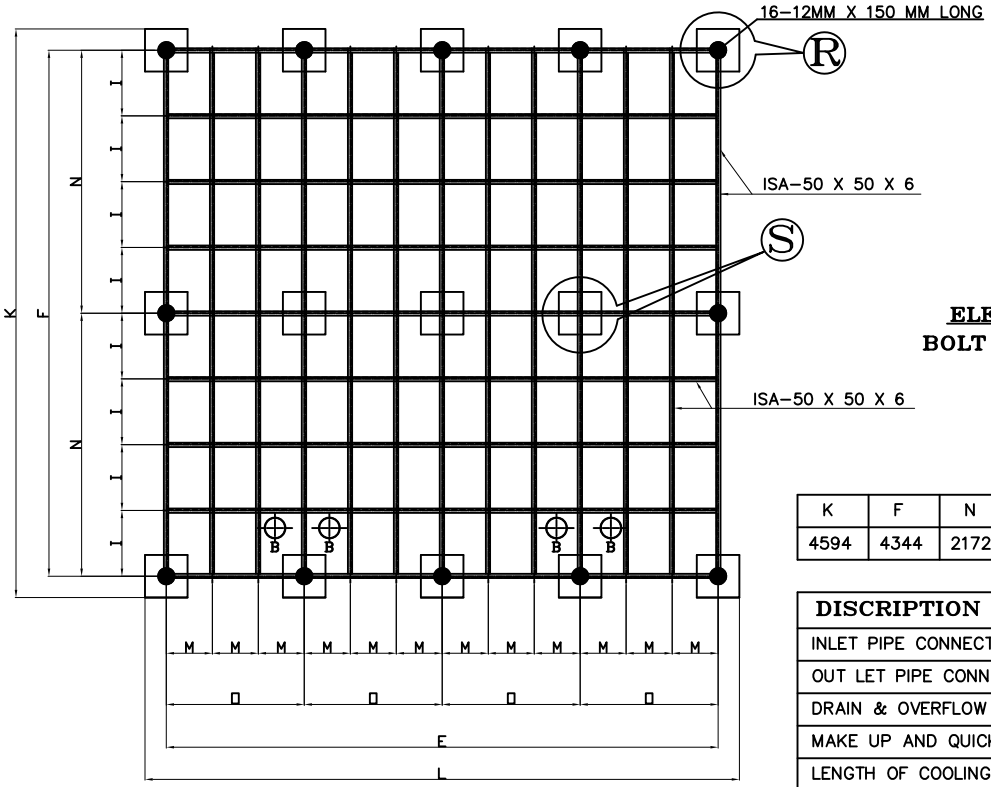

BASE FRAME

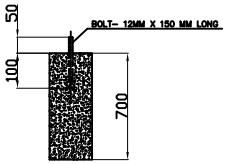

ELEVATION OF PILLER WITH
BOLT IN THE CENTER OF MKD-"R"
(QTY-12 Nos.)

K	F	N	I	L	E	O	M	P
4594	4344	2172	543	6430	6180	1545	515	2100

DISCRIPTION	MARK	SIZES
INLET PIPE CONNECTION	A	150 X 4 Nos.
OUT LET PIPE CONNECTION	B	150 X 4 Nos.
DRAIN & OVERFLOW CONNECTION	C	50 EACH
MAKE UP AND QUICKFILL CONNECTION	D	40 EACH
LENGTH OF COOLING TOWER	E	6180
WIDTH OF COOLING TOWER	F	4344
FAN DIA AND NOS.	P	ø2100 X 2 Nos.

NOTES:-

1 ALL DIMENSIONS ARE IN MILIMETERS UNLESS OTHERWISE STATED.

2 COOLING TOWER WILL BE ASSEMBLED ON ISA FRAME FIXED ON RCC PILLAR THE FRAME IS UNDER PURCHASERS SCOPE.

3 MAKEUP AND QUICKFILL CONNECTION TO BE PROVIDED WITH THREAD CONNECTIONS AS PER IS -544-1955.

4 INLET & OUTLET CONNECTION TO BE PROVIDED WITHOUT FLANGE.

5 RCC BASIN AND RCC PILLERS 250X250X700 HIGHT AND ø12 X 150 LONG BOLTS ARE UNDER PERCHASER SCOPE.

6. 10mm HOLE AT THE DISTANCE OF 5" ON THE PERIPHERAL OF ISA OF THE BASE FRAME SHALL BE PROVIDED BY PURCHASER.

7. LOCATION OF OUTLET CONNECTION ACCORDING TO SITE REQUIRMENT.

8. ø12X150 LONG BOLTS SHALL BE GROUTED IN THE CENTRE OF OUTER COLUMNS AS SHOWN IN THE DRAWING.

9. **ALL ISA (ANGLES ON PERIPHERAL SIDES WILL FACE OUTSIDE ie ⊓.**

DELTA COOLING TOWERS P. LTD.

SITE: -

DES.		
DRN.		07-10-13
CHKD.		
APPD.		
SCALE NOT TO SCALE		
JOB NO.		

G.A OF DRG. OF COOLING TOWER MODEL NO. 6550
SERIES- DFC 60

REV-0