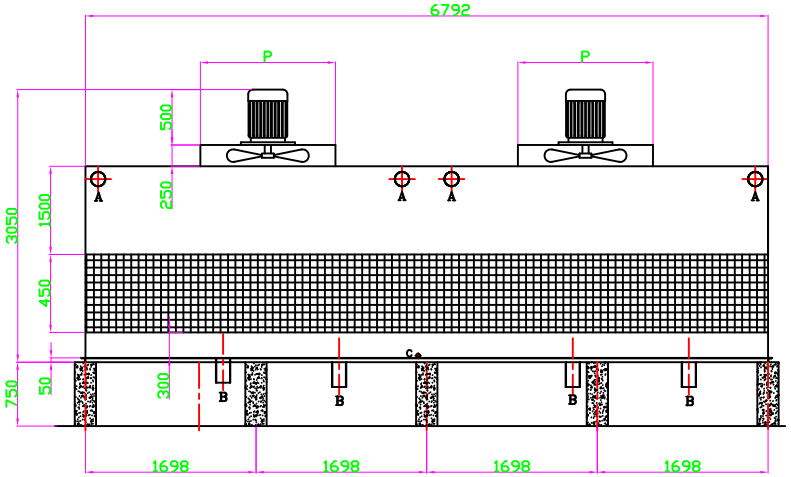

ELEVATION

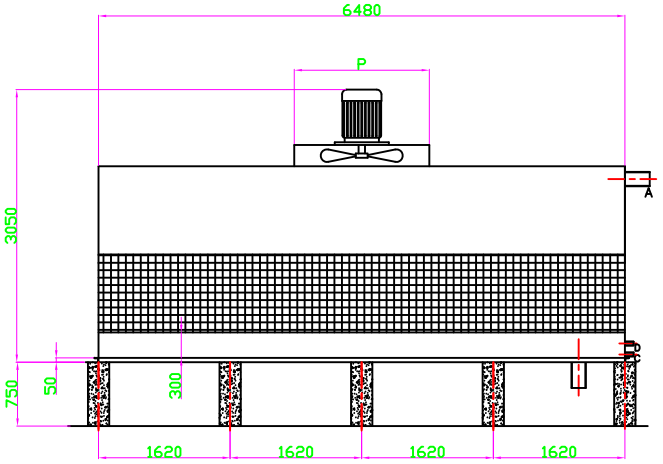

SIDE VIEW

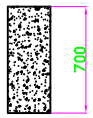

ELEVATION OF PILLER WITHOUT BOLT OF MKD–"S" (QTY– 09 Nos.)

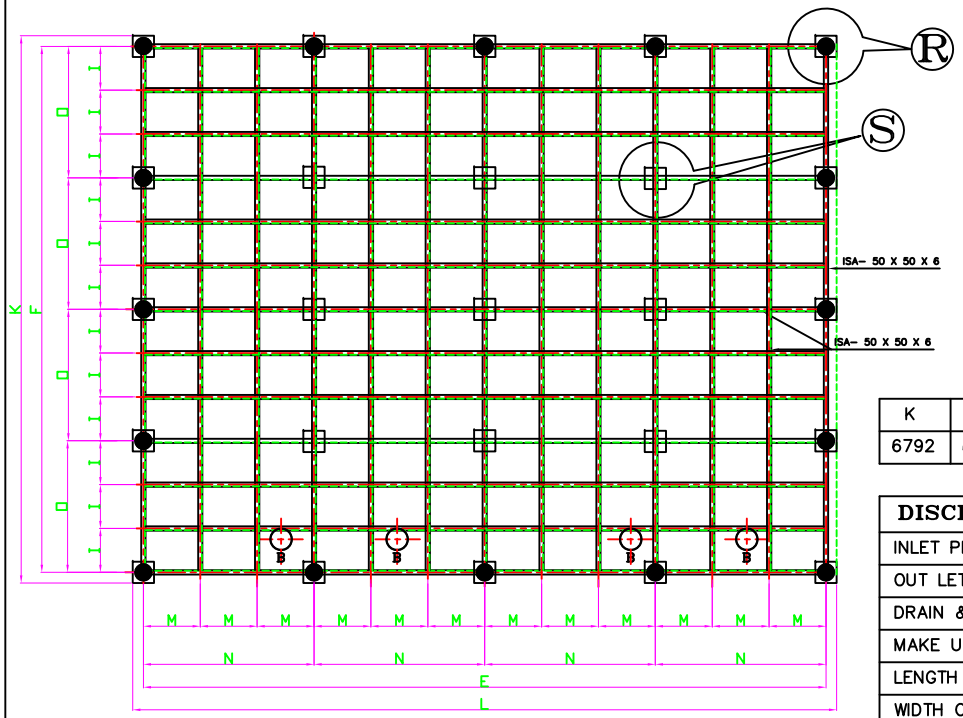

PLAN

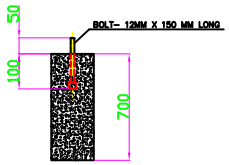

ELEVATION OF PILLER WITH BOLT IN THE CENTER OF MKD–"R" (QTY– 16 Nos.)

K	F	O	I	L	E	N	M	P
6792	6480	1620	540	7042	6792	1698	566	2700

DISCRIPTION	MARK	SIZES
INLET PIPE CONNECTION	A	200 X 4 NOS
OUT LET PIPE CONNECTION	B	200 X 4 NOS.
DRAIN & OVERFLOW CONNECTION	C	50 EACH
MAKE UP AND QUICKFILL CONNECTION	D	40 EACH
LENGTH OF COOLING TOWER	E	6792
WIDTH OF COOLING TOWER	F	6480
FAN DIA AND NOS.	P	ø2700 X 2 Nos.

NOTES:–

1. ALL DIMENSIONS ARE IN MILIMETERS UNLESS OTHERWISE STATED.
2. COOLING TOWER WILL BE ASSEMBLED ON ISA FRAME FIXED ON RCC PILLAR THE FRAME IS UNDER PURCHASERS SCOPE.
3. MAKEUP AND QUICKFILL CONNECTION TO BE PROVIDED WITH THREAD CONNECTIONS AS PER IS–544–1955.
4. INLET & OUTLET CONNECTION TO BE PROVED WITHOUT FLANGE.
5. RCC BASIN AND RCC PILLERS 250X250X700 HIEGHT AND ø12 X 150 LONG BOLTS ARE UNDER PURCHASER SCOPE.
6. 10 MM HOLE AT THE DISTANCE OF 5" ON THE PERIPHERAL OF ISA OF THE BASE FRAME SHALL BE PROVIDED BY PURCHASER.
7. LOCATION OF OUTLET CONNECTION ACCORDING TO SITE REQUIREMENT.
8. ø12X150 LONG BOLTS SHALL BE GROUTED IN THE CENTRE OF OUTER COLUMNS AS SHOWN IN THE DRAWING.
9. ALL ISA (ANGLES) ON PERIPHERAL WILL FACE OUTSIDE ie ⊓.

DELTA COOLING TOWERS P. LTD.

SITE: –

DES.		
DRN.	sanju	29-12-12
CHKD.		
APPD.		
SCALE NOT TO SCALE		
JOB NO.		

G.A OF DRG. OF COOLING TOWER MODEL NO. 6900 SERIES– DFC 60

REV–0